




ART AND DESIGN: Knowledge, Skills and Understanding Progression Grid

	Drawing pencil, charcoal, pastels, computer software	Colour paint, watercolour, colouring pencils, crayons, pastels	Texture and Form 3D work, clay, dough, boxes, wire, paper sculpture, mod roc, textiles	Printing and Pattern found materials, fruit/veg, blocks, carbon, string
Reception	<ul style="list-style-type: none"> Begin to use a variety of drawing tools Use drawings to tell a story Investigate and explore with different lines Choose thick and thin drawing materials for different purposes Create drawings of people 	<ul style="list-style-type: none"> Name and experiment with using primary colours Explore colour mixing (not formal) Use colour mixing displays to support colour mixing for own creative work Use a range of tools/materials to make coloured marks on paper 	<ul style="list-style-type: none"> Explore handling, manipulating and enjoy using a range of malleable materials Explore and respond to sensory experiences Create simple collages Weave with different materials: ribbon, paper, string Use a range of materials to construct, build and destroy 	<ul style="list-style-type: none"> Explore printing with hands, fingers, feet in paint Notice and explore patterns when printing Explore printing with different materials or tools in paint (blocks, bricks, Lego, vegetables, nuts and bolts, potato masher) 
Year 1	<ul style="list-style-type: none"> Use a sketchbook to explore, experiment and gather artwork Use a variety of drawings tools: pencils, rubbers, crayons, charcoal, felt tips, computer software and other dry media Use pencils to create lines of different thickness Explore shading using pencils Observe and draw landscapes Observe and draw anatomy (faces, limbs) 	<ul style="list-style-type: none"> Use a sketchbook to explore and experiment Find collections of colour Use a variety of tools and techniques including the use of different brush sizes and types. Mix and match colours to artefacts and objects. Work on different scales. Know primary colours (red, yellow, blue) and mix together to create secondary colours (orange, purple, green) Explore tints by adding white to paint Explore shades by adding black 	<ul style="list-style-type: none"> Know how to thread a large-eyed needle Know how to secure a knot and tie off a thread Know how to sew using a simple running stitch Construct with a purpose in mind using a range of materials Create 3D models from imagination, experience or observation Use natural materials to create art (based on the work of Andy Goldsworthy) 	<ul style="list-style-type: none"> Recognise pattern in the natural world Talk about patterns, repeating patterns and symmetry Create leaf rubbings using crayons Experiment with the amount of paint or ink they use to print (too much paint - blurred print / too little paint - indistinct print) Print with leaves and sponges to create pictures and patterns Create a relief print block to make patterns (arranging string on a card surface) 
Year 2	<ul style="list-style-type: none"> Use a sketchbook to explore, experiment and gather artwork Use a variety of drawings tools: pencils, rubbers, crayons, oil pastels and other dry media Use drawing as a way of recording feelings, moods and experiences Use a viewfinder to focus on a specific part of an artefact before drawing it Sketch to make quick records Discuss use of shadows, use of light and dark 	<ul style="list-style-type: none"> Use a sketchbook to explore and experiment Know primary colours and mix together to create secondary colours Begin to explore tertiary colour mixing e.g. blue-green (Teal); yellow-green (Chartreuse); red-orange (Vermilion); red-purple (Magenta); blue-purple (Violet); yellow-orange (Amber) Use a variety of tools and techniques including the use of different brush sizes and types. Create tints by adding white and shades by adding black Experiment with tools and techniques: layering, mixing media Work on different scales 	<ul style="list-style-type: none"> Know how to thread a large-eyed needle Know how to secure a knot (when starting) and tie off a thread (when finishing) Use an over stitch to sew two pieces of fabric together Create simple appliqué work (sewing or sticking) Create textured collages from a variety of media Use overlapping and/or overlaying to create effects Use a wide variety of media to create texture for collage: fabric, plastic, tissue, crepe paper, tissue paper, seeds (sunflowers) Express personal experiences and ideas Shape and form using malleable materials (clay) Replicate patterns and textures in a 3-D form 	<ul style="list-style-type: none"> Notice regular and irregular patterns in art Compare natural and man-made patterns Design patterns of increasing complexity and repetition (regular and irregular) Recognise art produced using printing techniques Develop own impressed images using clay (negative print) 
KS1				
Exploring and Developing Ideas		Evaluating and Developing Work		Artist focus
<ul style="list-style-type: none"> Record and explore ideas from first hand observation, experience and imagination. Ask and answer questions about the starting points for their work and develop their ideas. Explore the differences and similarities within the work of artists, craftspeople and designers in different times and cultures Y1: Andy Goldsworthy (natural sculpture), Vincent Van Gogh's landscape paintings and L S Lowry's cityscape paintings. Y2: Coille Hooven and Brendan Hesmondalgh (clay figurative sculpture) Jen Starwalt (pastels), Vincent Van Gogh's Sunflowers (collage)		<ul style="list-style-type: none"> Review what they and others have done and say what they think and feel about it i.e. talk to a partner and annotate sketchbook Identify what they might change in their current work or develop in their future work 		<ul style="list-style-type: none"> Create a piece of work inspired by/in response to work by a famous artist Ask questions about art and artists from different times and cultures Describe artwork and comment on, or provide an opinion about, a piece of artwork Y1: Andy Goldsworthy (natural sculpture), Vincent Van Gogh's landscape paintings and L S Lowry's cityscape paintings Y2: Coille Hooven and Brendan Hesmondalgh (clay figurative sculpture) Jen Starwalt (pastels), Vincent Van Gogh's Sunflowers (collage)

ART AND DESIGN: Knowledge, Skills and Understanding Progression Grid