



Reading Challenge 2020 – The Library reading challenge has begun! It is all online and easy to sign up just click on this link

<https://summerreadingchallenge.org.uk/>

For more information the letter is on the bottom of this pack!

★ ★ **VIOLET WAY MERITS ARE BACK!** ★ ★

Would you like a merit award? Your teachers are going to pick a child working from home and a child in school to have a merit each week. It could be you! Make sure you are emailing in pictures of your work. Good luck

For more information see letter on the bottom of this pack!

Age range EYFS/ Reception

Dear Reception,

Please find this week's learning. Our new topic is 'At the seaside'. Our key book is 'The night Pirates'. You will find a link to the story below.

Please aim to try and complete 1 maths, reading, phonics and writing activity a day.

If possible, please take part in the Ruth Miskin daily phonics lesson will be a great way of your child learning their phonics.

We have added printable sheets at the bottom of this for those people who wish to use them. **There are 100s of free printable activities related to the seaside on Twinkl.**

If you haven't got access to a printer and would like resources to be printed, please contact your teacher and we can arrange for packs to be made.

Thank you so much to everyone who took the time to email your teacher. We loved seeing all your learning. We'd also love to hear from you any tips on useful websites or learning you have used that other parents would find useful.

Thank you for all your support. We really appreciate all you are doing.

Take care and best wishes from the Reception Team

sa.magill@violetway.org

b.price@violetway.org

d.collins@violetway.org

Maths

(Aim to do 1 per day)

Follow the activities on: White Rose maths -

<https://whiterosemaths.com/homelearning/early-years/>

week 9 – beginning ^{22nd} June

This week's theme is – Doubling and halving – We are recapping this topic so children can try and know these facts with instant recall.

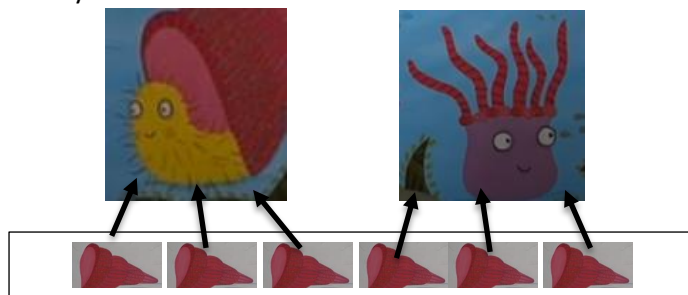
Key vocabulary: bigger, smaller, Half, double, add, share, lots of, groups

Monday – Can you work out half of each amount?

Blob and Brush have found some seaside treasure. Can you help them share them out – How many will they have each?

(Sheet below) – Remember you can use objects to move and share or draw to help you.

Can you share these 6 shells between Brush and blob?



They get 3 shells each

Tuesday – Can you share equally between groups?


Some more friends have come to join Brush and Blob so you will need to share between more than 2 people.

Challenge questions – Can we always share equally?

(Sheet below to complete)

Wednesday – Can you identify odd and even number?

Even numbers can be shared out equally into two groups or be grouped into pairs without any remainders



(sheet below to complete)

Reading

(Aim to do 1 per day)

Sharing a shell – Julia Donaldson

<https://www.youtube.com/watch?v=l42fh58uGoY>

The Night Pirates - The night pirates -

<https://www.youtube.com/watch?v=KnVP6iBAvHg>

Pirates Stories –

https://central.espresso.co.uk/espresso/primary_uk/subject/module/frontscreen/item1111868/grade1/index.html

Username-student27647

Password-violet

Lighthouse keepers lunch -

<https://www.youtube.com/watch?v=46wCRq50Wwg>

Oxford owl book

You will need to log into oxford owl before you can access the book. It is free.

<https://www.oxfordowl.co.uk/api/interactives/29293.html>

The chest in the sand

- 1) Where is the chest? Page 8
- 2) What does he think is in the chest? Page 9
- 3) Where does he take the chest? Page 10
- 4) What was stiff? Page 11
- 5) How does he open the chest? Page 12
- 6) What was inside the chest? Page 13

Poems and nursery rhymes - Go to BBC schools radio Nursery Rhymes

<https://www.bbc.co.uk/teach/school-radio/nursery-rhymes-a-to-h-index/z4ddgwx>

Find a rhyme/song you can learn and enjoy by heart

Ongoing reading activities

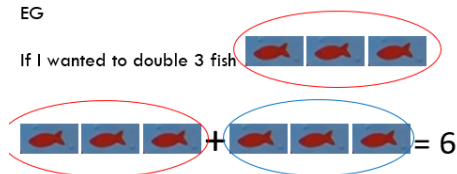
- Read a variety of books at home. Favourites can be repeated. Hearing the patterns of language in a story will support your child's language development.
- Children to read to parents daily.
- <https://www.oxfordowl.co.uk/for-home/find-a-book/library-page/> Oxford Owl has free eBooks to read.

Thursday – Can you double the seaside creatures?

Doubling is twice the number

EG

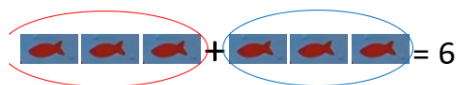
If I wanted to double 3 fish



(Sheet below)

Friday – Can you identify that doubling is repeated addition?

Double 3



$3 + 3 = 6$

(Cut and stick activity below)

Practice these songs everyday before maths

Count forwards to 20 song

<https://www.youtube.com/watch?v=7D4K9oi7oBMC>

Count backwards to 20 song

<https://www.youtube.com/watch?v=ShqXL-zfLxY>

- With your child, look in magazines, newspapers and books for the tricky words they are currently learning. They could use a highlighter to highlight in magazines and newspapers.

Writing

(Aim to do 1 per day)

Please remember that in reception children are at very different levels of writing ability. Some will confidently be able to write sentences whilst others will just attempt to write words to go with pictures.

Sharing a shell – Julia Donaldson

<https://www.youtube.com/watch?v=l42fh58uGoY>

- **Monday** – Phonics focus - See phonics section – Focus on blends cr, st, tr, str
-
- **Tuesday** – Topic words – Can you practice spelling these topic words?

Blob, shell, crab, brush, storm, rock, pool, share
Can you write a sentence using one or two of these words?

Phonics

(Aim to do 1 per day)

Take part in daily phonics lesson:

www.ruthmiskin.com/en


Ruth Miskin You Tube – Watch daily phonics lesson 9.30 Set 1 sounds 10.00 set 2 speed sounds. (Children in Miss Gower's, (initial sounds) Mrs Taylor's (green words) and Mrs Collins's (ditty books) phonics group can focus on watching **set 1 sounds**. Children in Mrs Magill's (green books) and Miss Price's (pink books) phonics can watch **set 2 sounds video**.

The blends the weeks are

cr st tr str

- **Wednesday** – Can you describe a character from the story ?

Draw your favourite character from the story and write a few sentences about them



Brush



Blob



Crab

- **Thursday** – Can you sequence the story?

Cut and stick the story pictures into the correct order.

(Sheet below)

- **Friday** – Can you write a simple sentence next to each picture to retell the story.

<div style="border: 1px solid black; padding: 2px; width: 20px; margin: 0 auto;">1</div> 	<div style="border: 1px solid black; padding: 2px; width: 20px; margin: 0 auto;">2</div> 
The sad crab had no home.	He found a yellow shell.

(Sheet below)

Can you write these words on some flash cards to practice every day,

star crab stop trip cram tree

Can you read this sentence containing this weeks sounds? Can you circle the special friends?

The crab had a stop up a tree.

The boy went on a trip to see a star.

Printable activities

- Practicing our sounds for the week. There is a sheet for each sound.
- Read and match sheet

Espresso phonics - FS – Literacy – Phonics - You can take part in a range of games and watch videos in phase 1 and 2.

https://central.espresso.co.uk/espresso/primary_uk/subject/module/sub_modules_index/item72024/graph/index.html?source=subject-Literacy-F-Literacy-Resource%20types

username-student27647

Password-violet

Phonics play games- username:

march20 password: home

<https://www.phonicsplay.co.uk/>

- Espresso – foundation – phonics – activities – for a range of games

Other

Music

Charanga – You can find your username and password in your red book.

<https://www.entrustinteractivemusic.co.uk/yumu>

PHSE – I know how to change my behaviour.

Read sharing a shell book. Talk about the characters, what happened and how they felt. How did they change at the end? Talk about situations when we can get angry and how we can change.

Join the National Assembly on Thursday at 11am or any time after on

<https://www.thenational.academy/assembly>

Creativity – Can you create your own under the sea wax relief painting?

Discuss the characters in the story. What do they look like in real life?



Can you create your own wax relief painting of under the sea?



Food technology - Can you create your own under the sea snack?



Technology

Can you use this simple computer program? Have a look round.

What videos/games can you find?

Espresso – Foundation - Under the sea

https://central.espresso.co.uk/espresso/primary_uk/subject/module/frontscreen/item1045246/grade/index.html

Username-student27647

Password-violet

Purple mash

Purple Mash –Role play – add your photo to the pirate and create your own



OR

Or make up own story on purple mash – draw pirate ship and setting for your story

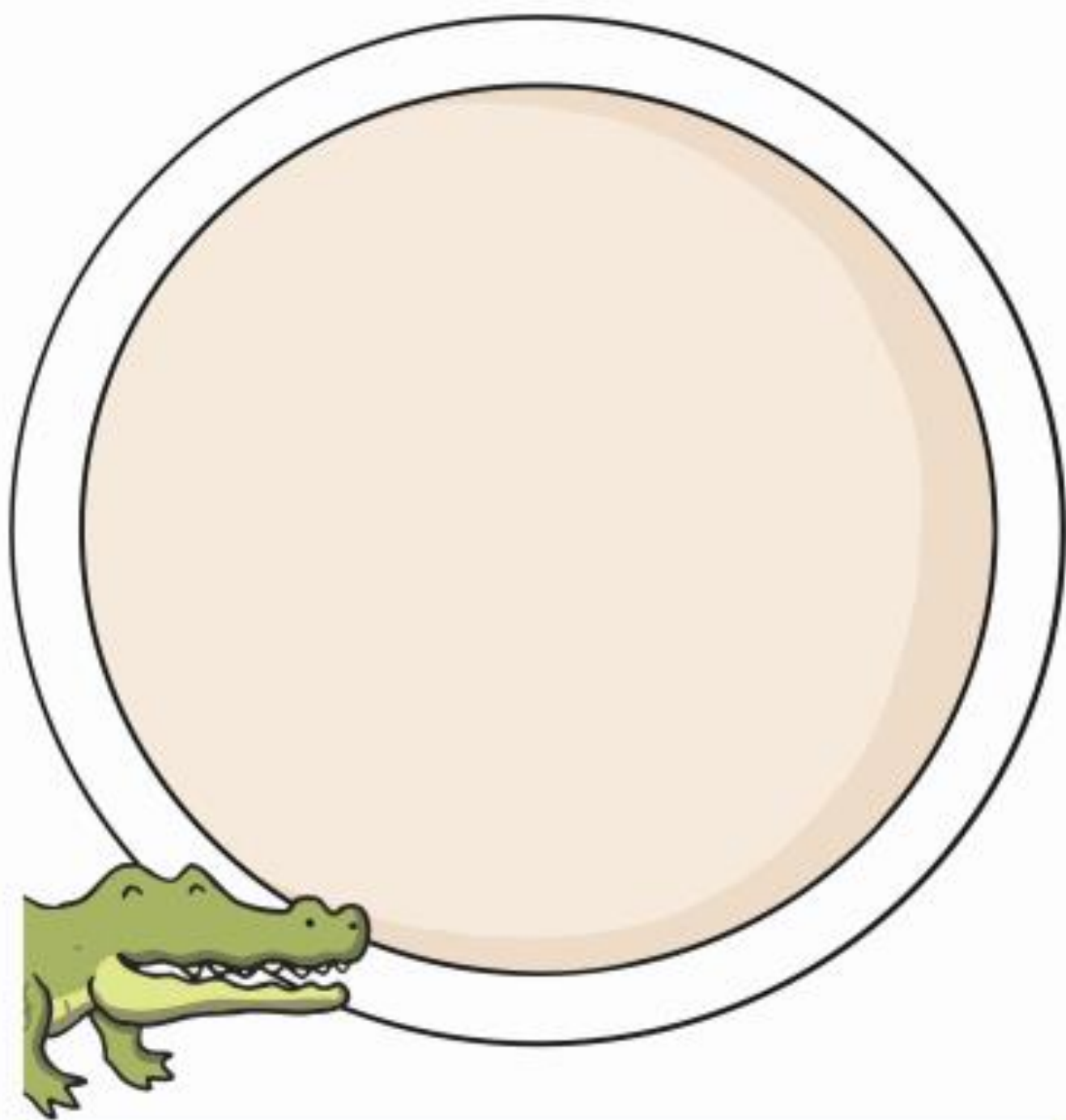


PE and physical development

- Make up and organise own races
- Under the sea dances and moves – Espresso Under the Sea - https://central.espresso.co.uk/espresso/primary_uk/subject/module/music/item1045246/grade/index.html
- Remember your daily workout! Check out the exercises from Joe Wicks 😊
<https://www.youtube.com/watch?v=d3LPrl0v-w>
- Espresso – Foundation – Expressive arts – Sing and pretend – Join in our favourite class dances
- Cosmic yoga is also good exercise. Please follow the link
<https://www.youtube.com/user/CosmicKidsYoga>.

Crazy Crocodile's Phonics Activity



























































































Crazy Crocodile can only eat things beginning with the 'cr' sound! Look carefully at the different pictures and see which ones he can eat. Stick the ones beginning with 'cr' onto the plate.



Food Cut-Outs

Which things can Crazy Crocodile eat? Cut out the pictures and stick them on the plate!



START											
step		stairs		stair		stood		stock		stove	
stall		stairs		stair		stood		stock		stove	
stop		stairs		stair		stood		stock		stove	
stone		stamp		stamp		stood		stock		stove	
stole		stamp		stamp		stood		stock		stove	
stack		stamp		stamp		stood		stock		stove	
stick		stamp		stamp		stood		stock		stove	
FINISH											
stairs		stairs		stamp		stomp		stock		stove	
stars		stamp		stomp		stock		stove		store	
stews		stamp		stomp		stock		stove		store	
stews		stamp		stomp		stock		stove		store	
stomp		stamp		stomp		stock		stove		store	
stomp		stamp		stomp		stock		stove		store	
steel		stamp		stomp		stock		stove		store	
store		stamp		stomp		stock		stove		store	

	track	trail	train	tramp	trash
	tree	trench	trend	trip	trunk
	trust	track	tramp	trail	train
	trend	tree	trench	trunk	trash
	trend	train	trench	tree	trip
	tramp	track	trail	trash	trend

Cut out and play

Fastest person to point to the word.....



straw



stroll



strip



strap



struck



strike



street



string



stripes



stream



strange



stride



strain



stretch



straight



strong

Tuesday – Writing –

Practice spelling these topic words



Blob



shell



crab



brush



storm



rockpool




share

Can you write a sentence using at least one of these words?

Remember – Think it – Say it – Write it – check it

Writing – Wednesday – Can you write about your favourite Character?

Draw a picture of your favorite character.



Remember – Think it – Say it – Write it – check it


Can you sequence a story?
Can you retell a story?

Sharing a shell

Thursday – Cut and stick the pictures in the correct order.

Friday – Write a simple sentence underneath each picture to retell the story

1




2



The sad crab had no home.

He found a yellow shell.

3




4

5

6



<div data-bbox="118 255 201 327">7</div>	

Cut and stick these pictures in the correct order- The first 3 have been done for you.



Monday -Math –
TBQ Can you work out a half of each amount?

Can you help Brush and Blob share out the amount?


If you share out 4 shells between Brush and Blob how many do they get each?

If you share out 8 rocks between Brush and Blob how many do they get each?

If you share out 9 fish between Brush and Blob how many do they get each?

What did you notice when you shared 9 fish between Brush and Blob?

Cut out the objects and share them between Brush and Blob – (If you would prefer to draw or use objects that is a good method too)






Maths – Tuesday – **TBQ Can you share equally between groups?**

Can you help share different amounts between friends?

Blob, Brush and Crab have found some more treasure to share. Can you help them share? What do you notice?




The first thing you will need to do is find some treasure to share out between these friends – (It could be coins or cubes)

1) Can you share out 6 pieces of treasure between these 3 friends?





How many pieces of treasure do they have each?

2) Can you share out 8 pieces of treasure between these 3 friends?

What have you noticed?

3) Can you share out 8 pieces of treasure between these 4 friends?




			

How many pieces of treasure do they have each?

Challenge –

How many pieces of treasure can the three friends share equally?

10 or 9? Prove it.

Wednesday – Maths

[TBQ Can you identify odd and even numbers?](#)

Investigation

Can you sort out the odd and even numbers?

Even numbers can be shared equally into two groups or be grouped into pairs without any remaining

Odd	Even

Cut and stick these numbers into the correct columns. Odd or Even?

1	2	3	4	5	6
7	8	9	10	11	12

Thursday – Maths

Can you double the seaside creatures?



Doubling amounts

Doubling is twice the number

EG

If I wanted to double 3 fish



 $+$  $= 6$

Activity – You can draw to help you

1) Double 5 crabs -



+

=


2) Double 2 shells -



+

=

3) Double 6 rocks



$$\boxed{} + \boxed{} = \boxed{}$$

$$\boxed{} + \boxed{} = \boxed{}$$

4) Double 4 starfish



Friday – Maths

TBQ - Can you identify that doubling is repeated addition?

Doubling

Cut and stick

Match the double number sentence to the answer

$1+1 =$	4	$2+2=$
8	10	$3+3=$
$5+5=$	2	12
6	$4+4==$	$6+6=$

Under the Sea Learning Challenge

Talk to a grown-up about how to stay safe around water.

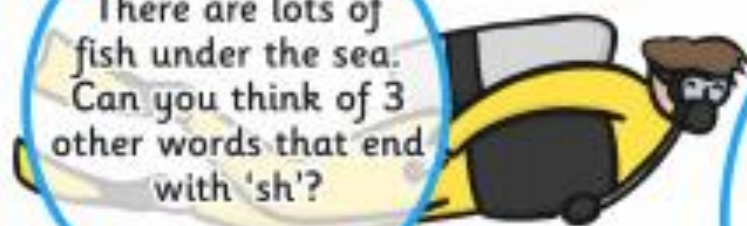
Find out 3 facts about a creature that lives under the sea, to share with the rest of the class

Imagine you have found a magic shell. You can have one wish. Draw a picture to show us what your wish would be!

There are lots of fish under the sea. Can you think of 3 other words that end with 'sh'?

Some animals that live under the sea have fins to help them move around. Other animals have legs to move around with. Can you think of some sea creatures that have fins and some that have legs?

Have a look around your home and find 2 things that you think will float and 2 things that you think will sink. Ask a grown up to help you test if you are right.





VIOLET WAY MERITS ARE BACK!



At Violet Way we are enjoying having some of our children back in school and they are working so hard. Class teachers also know that children at home are working really hard with their home learning from all of the email updates we have been getting.

We would like to celebrate all of the hard work children have been doing both in school and at home by giving out weekly merits. Although we can't celebrate them altogether in our merit assembly we can share our merits on the school website and email merit certificates to the children so they have one to keep.

Each Reception and Year 1 teacher will choose a merit for someone who has been working hard in school in their bubble and a merit for someone for someone who has been doing some brilliant home learning. Year 2 teachers will choose a merit for home learning and for a child from the Year 2 Key Worker bubble.

Please make sure you keep emailing home learning to class teachers so they can see what you have been up to.

We look forward to giving out some merit certificates very soon!

Summer Reading Challenge 2020



Dear Parents

This year's Summer Reading Challenge has launched at the start of June. The Summer Reading Challenge takes place every year during the summer holidays and normally children attend their local library to complete it. This year due to COVID -19 it will take place online. It's free to join and this year the theme is 'The Silly Squad' There are lots of activities on the website linked to the reading challenge to keep the boredom at bay and also to keep the children's interest and enjoyment in reading. It will also provide you with more texts that you can access to read with your children whilst you are at home. To complete the reading challenge you need to go to the following website and join:

<https://summerreadingchallenge.org.uk/>

We want as many children to complete the reading challenge as possible. You have till September to complete it. We look forward to hearing all about you completing the challenge in September.

Happy Reading

Mrs Williams
Deputy Headteacher