



**Reading Challenge 2020 – The Library reading challenge has begun! It is all online and easy to sign up just click on this link**

<https://summerreadingchallenge.org.uk/>

For more information the letter is on the bottom of this pack!

★ ★ **VIOLET WAY MERITS ARE BACK!** ★ ★

Would you like a merit award? Your teachers are going to pick a child working from home and a child in school to have a merit each week. It could be you! Make sure you are emailing in pictures of your work. Good luck

For more information see letter on the bottom of this pack!

**Age range EYFS/ Reception**

Dear Reception,

Please find this week's learning. Our new topic is 'At the seaside'. Our key book is 'The night Pirates'. You will find a link to the story below.

**Please aim to try and complete 1 maths, reading, phonics and writing activity a day.**

**If possible, please take part in the Ruth Miskin daily phonics lesson** will be a great way of your child learning their phonics.

We have added printable sheets at the bottom of this for those people who wish to use them. **There are 100s of free printable activities related to the seaside on Twinkl.**

**If you haven't got access to a printer and would like resources to be printed, please contact your teacher and we can arrange for packs to be made.**

Thank you so much to everyone who took the time to email your teacher. We loved seeing all your learning. We'd also love to hear from you any tips on useful websites or learning you have used that other parents would find useful.

Thank you for all your support. We really appreciate all you are doing.

Take care and best wishes from the Reception Team

[sa.magill@violetway.org](mailto:sa.magill@violetway.org)

[b.price@violeyway.org](mailto:b.price@violeyway.org)

[d.collins@violetway.org](mailto:d.collins@violetway.org)

**Remember Monday 6<sup>th</sup> inset day**

## Maths

(Aim to do 1 per day)

Follow the activities on: White Rose maths - <https://whiterosemaths.com/homelearning/early-years/>

**week 11 – beginning <sup>6th</sup> July**

**This week's theme is – We are recapping everything we have been doing over this half term.**

**Monday – Inset day**

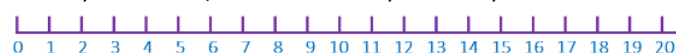
**Tuesday – Number formation and counting**

Practice forming your numbers to 20

(Sheet below to complete)

**Wednesday – Taking away using a number line.**

First they were 6 fish, then 2 swam away how many are now.



(sheet below to complete)

**Thursday – Addition and subtraction**

Which Symbol means add?

Which Symbol means take away?

+      -

Can you complete the sheet below? Remember add always gets bigger and takeaway gets smaller.

(Sheet below )

**Friday – Doubling**

Double 3

3 + 3 =



(Cut and stick activity below)

**Practice these songs everyday before maths**

Count forwards to 20 song

<https://www.youtube.com/watch?v=7D4K9oi7oBMC>

Count backwards to 20 song

<https://www.youtube.com/watch?v=ShqXL-zfLxY>

## Reading

(Aim to do 1 per day)

**The snail and the Whale – Julia Donaldson**

<https://www.youtube.com/watch?v=3ZAtKDaFU6c>

**Sharing a shell – Julia Donaldson**

<https://www.youtube.com/watch?v=l42fh58uGoY>

**The Night Pirates - The night pirates -**

<https://www.youtube.com/watch?v=KnVP6iBAvHg>

**Pirates Stories –**

[https://central.espresso.co.uk/espresso/primary\\_uk/subject/module/frontscreen/item1111868/grade1/index.html](https://central.espresso.co.uk/espresso/primary_uk/subject/module/frontscreen/item1111868/grade1/index.html)

Username-student27647

Password-violet

**Lighthouse keepers lunch -**

<https://www.youtube.com/watch?v=46wCRq50Wwg>

**Oxford owl book**

You will need to log into oxford owl before you can access the book. It is free.

<https://www.oxfordowl.co.uk/api/interactives/29289.html>

Toms Tricks

- 1) Who did Tom trick? Page 8
- 2) How did Tom trick his dad? Page 9
- 3) Where did mum send Tom? Page 10
- 4) What was in the bath? Page 11
- 5) What did Mum tell Tom to do? Page 12
- 6) Why do you think Tom shouts help? Page 13

**Poems and nursery rhymes - Go to BBC schools radio Nursery Rhymes**

<https://www.bbc.co.uk/teach/school-radio/nursery-rhymes-a-to-h-index/z4ddgwx>

Find a rhyme/song you can learn and enjoy by heart

**Ongoing reading activities**

- Read a variety of books at home. Favourites can be repeated. Hearing the patterns of language in a story will support your child's language development.
- Children to read to parents daily.

- <https://www.oxfordowl.co.uk/for-home/find-a-book/library-page/> Oxford Owl has free eBooks to read.
- With your child, look in magazines, newspapers and books for the tricky words they are currently learning. They could use a highlighter to highlight in magazines and newspapers.

## Writing

(Aim to do 1 per day)

Please remember that in reception children are at very different levels of writing ability. Some will confidently be able to write sentences whilst others will just attempt to write words to go with pictures.

## Phonics

(Aim to do 1 per day)

**The snail and the Whale – Julia Donaldson**

<https://www.youtube.com/watch?v=3ZAtKDaFU6c>

- **Monday – Inset day**
- **Tuesday** – Phonics focus - See phonics section – Focus on blends sn sp br bl
- **Wednesday** – Can you create a non-fiction fact file about sea creatures?

**Blue Whales**

<https://www.youtube.com/watch?v=bgiPTUy2RqI>

<https://www.youtube.com/watch?v=dcilG3Zm1hI>

**(Sheet below – Draw a picture and write facts about the blue Whale)**

- **Thursday** – Can you create a non-fiction fact file about sea creatures?

**Seahorse**

<https://www.youtube.com/watch?v=XS-FBKs7P50>

<https://www.youtube.com/watch?v=XqP0xqbnAMU> **(Sheet below – Draw a picture and write facts about the seahorse )**

- **Friday** – Can you create a non-fiction fact file about sea creatures?

**Take part in daily phonics lesson:**

[www.ruthmiskin.com/en](http://www.ruthmiskin.com/en)

**Ruth Miskin You Tube – Watch daily phonics lesson** 9.30 Set 1 sounds 10.00 set 2 speed sounds. (Children in Miss Gower's, (initial sounds) Mrs Taylor's (green words) and Mrs Collins's (ditty books) phonics group can focus on watching **set 1 sounds**. Children in Mrs Magill's (green books) and Miss Price's (pink books) phonics can watch **set 2 sounds video**.

**The blends the weeks are**

**sn sp br bl**

Can you write these words on some flash cards to practice every day,

**snail snip spin spider brush bring black blob**

Can you read this sentence containing this weeks sounds? Can you circle the special friends?

**The spider went to snip the snails tail.**

**The snail did a spin but slipped in a black blob.**

**The boy had to bring his brush to clean the blob.**

<https://www.youtube.com/watch?v=fHRS3bD4yPM>

[https://www.youtube.com/watch?v=9vQnKO\\_2kKk](https://www.youtube.com/watch?v=9vQnKO_2kKk)

### Octopus

(Sheet below – Draw a picture and write facts about the Octopus)

### Printable activities

- Practicing our sounds for the week. There is a sheet for each sound.
- Read and match sheet

**Espresso phonics** - FS – Literacy – Phonics - You can take part in a range of games and watch videos in phase 1 and 2.

[https://central.espresso.co.uk/espresso/primary\\_uk/subject/module/sub\\_modules\\_index/item72024/graph/index.html?source=subject-Literacy-F-Literacy-Resource%20types](https://central.espresso.co.uk/espresso/primary_uk/subject/module/sub_modules_index/item72024/graph/index.html?source=subject-Literacy-F-Literacy-Resource%20types)

username-student27647

Password-violet

### Phonics play games- username:

march20 password: home

<https://www.phonicsplay.co.uk/>

- Espresso – foundation – phonics – activities – for a range of games

## Other

**Creative –** Can you create a sea creature out of a plastic bag?



### **PHSE** – I understand it is ok to be worried.

Explain to the children that it is normal to be worried. If they are worried do not bottle it up. It is important to talk about it and you may find your worry gets smaller or even disappears.

<https://www.youtube.com/watch?v=9lhhCq44ar8>

(Sheet below about Moving into the next year group – What are you excited about? Is there anything you worried about?)

**Join the National Assembly on Thursday at 11am or any time after on**

<https://www.thenational.academy/assembly>

## **Creative** – Can you paint a blue Whale?

We want you to focus of creating different shades of blue. How do you make it darker? How do you make it lighter?



## **Technology**

Can you use this simple computer program? Have a look round.

What videos/games can you find?

Espresso – Foundation - Under the sea

[https://central.espresso.co.uk/espresso/primary\\_uk/subject/module/frontscreen/item1045246/grade/index.html](https://central.espresso.co.uk/espresso/primary_uk/subject/module/frontscreen/item1045246/grade/index.html)


Username-student27647

Password-violet

## **Purple mash**

ICT – Can you sort the rubbish into the different categories? Minmash – Simple City Recycling center

It is important to recycle and throw our rubbish in the bins to keep our fish safe.



## **PE and physical development**

Watch Blue Planet clips and respond by moving like sea creatures

<https://www.bbc.co.uk/programmes/b008044n/clips>

- Remember your daily workout! Check out the exercises from Joe Wicks 😊  
<https://www.youtube.com/watch?v=d3LPrhI0v-w>
- Espresso – Foundation – Expressive arts – Sing and pretend – Join in our favourite class dances
- Cosmic yoga is also good exercise. Please follow the link  
<https://www.youtube.com/user/CosmicKidsYoga>.






## **Music**

Charanga – You can find your username and password in your red book.






















<https://www.entrustinteractivemusic.co.uk/yumu>

## 'sn' Blend Read and Write

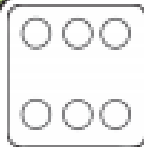
Read the 'sn' words below. Look at the pictures and write each word under the correct picture. Read the word again to make sure it's correct.

snail	snake	snow	snack	snorkel	snowman
snowflake	snowball	sniff	sneak	sneeze	snooker
					
					
					
					

sp board game.





START							
	spider						
	spinner						
	spying						
	speaking						
	spicy						
	sponge cake		speaker				
			spelling		spinach		sparkle
	spaceship		spacesuit				
	sparkle		spinning		spearmint		
	Spanish						
FINISH			spaceship		spelling		spinach
	spell books		speedboat				



	<b>Brand</b>	<b>Brown</b>	<b>Bring</b>	<b>Brush</b>	<b>Brown</b>
	<b>Bring</b>	<b>Brush</b>	<b>Brown</b>	<b>Brand</b>	<b>Bring</b>
	<b>Brush</b>	<b>Brown</b>	<b>Brush</b>	<b>Bring</b>	<b>Brand</b>
	<b>Brown</b>	<b>Brush</b>	<b>Bring</b>	<b>Brand</b>	<b>Brown</b>
	<b>Bring</b>	<b>Brush</b>	<b>Brand</b>	<b>Brown</b>	<b>Bring</b>
	<b>Brand</b>	<b>Bring</b>	<b>Brush</b>	<b>Brown</b>	<b>Brand</b>

# bl Words Cut and Paste

Can you make words to match the pictures?




					
					



visit [twinkl.com](https://www.twinkl.com)






bl	ck	o	ck	ow	bl
o	bl	b	bl	a	



## Blue Whale





## Seahorse



---





---

---

---

---

---



## Octopus

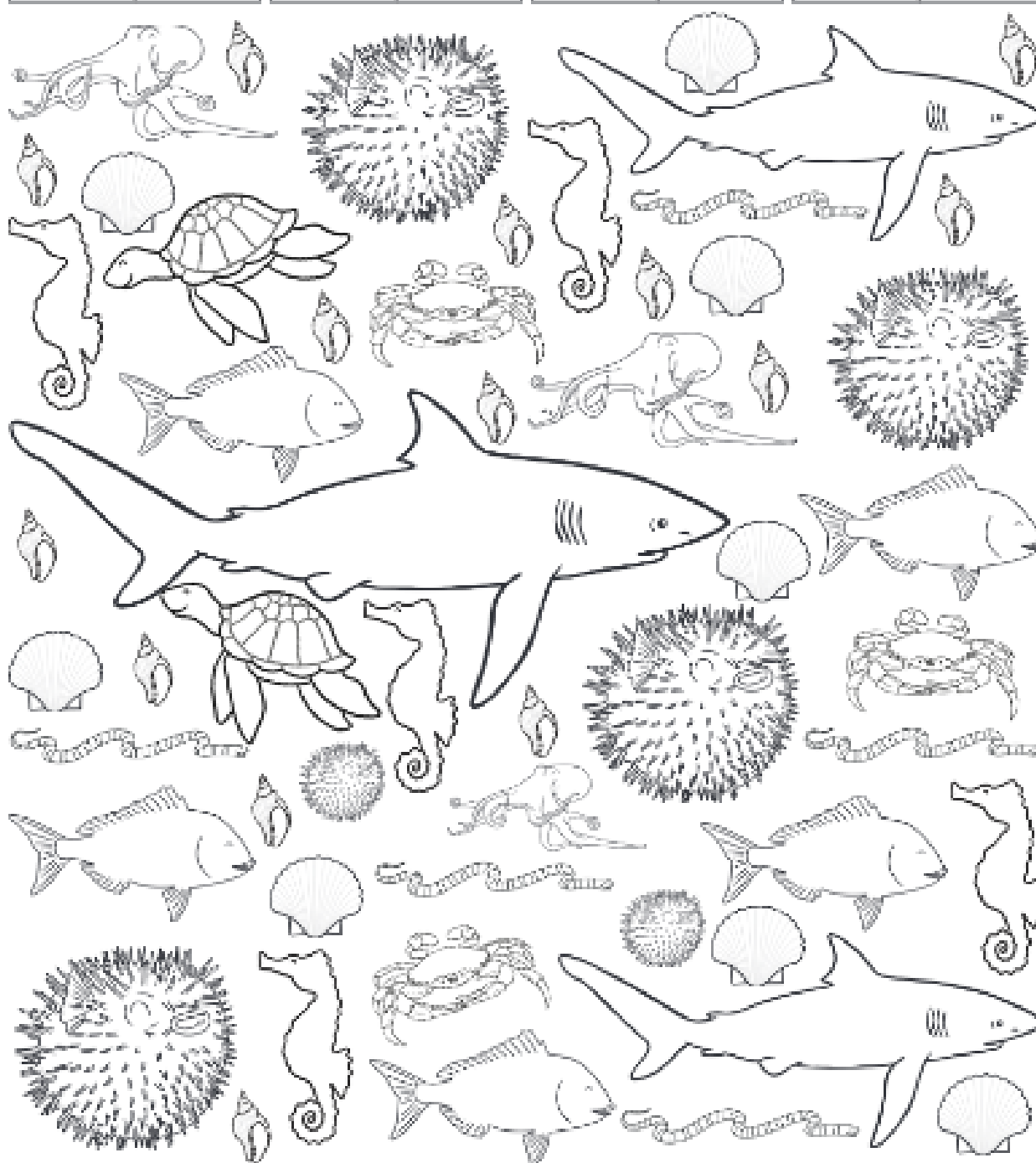


# Find, Colour and Count

Search for the sea creatures, then colour and count them!











Put your totals in boxes below.

							
---	--	---	--	---	--	---	--



Maths – Wednesday – Pick the level you think you will need  
Level 1


## Under the Sea Subtraction up to 10

 0 1 2 3 4 5 6 7 8 9 10 - 5 =	
 0 1 2 3 4 5 6 7 8 9 10 - 1 =	
 0 1 2 3 4 5 6 7 8 9 10 - 2 =	
 0 1 2 3 4 5 6 7 8 9 10 - 6 =	
 0 1 2 3 4 5 6 7 8 9 10 - 7 =	


Level 2

## Under the Sea Subtraction up to 10


$$8 - 3 =$$




$$6 - 4 =$$




$$7 - 6 =$$



$$5 - 2 =$$











$$10 - 3 =$$





Level 3


## Under the Sea Subtraction up to 10

 - <input type="text"/> = 	<input type="text" value="3"/>
 - 5 = 	<input type="text"/>
10 - <input type="text"/> = 	<input type="text" value="2"/>
 - 6 = 	<input type="text"/>
<input type="text"/> - 1 = 	<input type="text" value="4"/>

## Thursday – Maths

### Under the Sea Colour by Number Addition and Subtraction Up to 10


Solve the calculations in the picture to work out what colours they should be!




- 3 = Blue
- 4 = Pink
- 6 = Orange
- 8 = Purple
- 9 = Green
- 10 = Yellow

## Friday – Maths


TBQ – Can you double these under the sea creatures?




Double 3 \_\_\_\_\_



Double 5 \_\_\_\_\_




Double 6 \_\_\_\_\_



Double 2 \_\_\_\_\_

Reason it

I have 4 fish altogether. How many is there if I halve them?



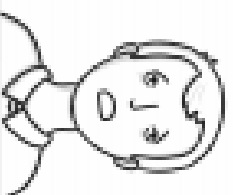
Half of 4 is \_\_\_\_\_

# Moving on

I am looking forward to....



I am worried about....



Here are some solutions....



# Under the Sea Learning Challenge

Talk to a grown-up about how to stay safe around water.

Find out 3 facts about a creature that lives under the sea, to share with the rest of the class

Imagine you have found a magic shell. You can have one wish. Draw a picture to show us what your wish would be!

There are lots of fish under the sea. Can you think of 3 other words that end with 'sh'?

Some animals that live under the sea have fins to help them move around. Other animals have legs to move around with. Can you think of some sea creatures that have fins and some that have legs?

Have a look around your home and find 2 things that you think will float and 2 things that you think will sink. Ask a grown up to help you test if you are right.





## VIOLET WAY MERITS ARE BACK!



At Violet Way we are enjoying having some of our children back in school and they are working so hard. Class teachers also know that children at home are working really hard with their home learning from all of the email updates we have been getting.

We would like to celebrate all of the hard work children have been doing both in school and at home by giving out weekly merits. Although we can't celebrate them altogether in our merit assembly we can share our merits on the school website and email merit certificates to the children so they have one to keep.

Each Reception and Year 1 teacher will choose a merit for someone who has been working hard in school in their bubble and a merit for someone for someone who has been doing some brilliant home learning. Year 2 teachers will choose a merit for home learning and for a child from the Year 2 Key Worker bubble.

Please make sure you keep emailing home learning to class teachers so they can see what you have been up to.

We look forward to giving out some merit certificates very soon!



## Summer Reading Challenge 2020



Dear Parents

This year's Summer Reading Challenge has launched at the start of June. The Summer Reading Challenge takes place every year during the summer holidays and normally children attend their local library to complete it. This year due to COVID -19 it will take place online. It's free to join and this year the theme is 'The Silly Squad' There are lots of activities on the website linked to the reading challenge to keep the boredom at bay and also to keep the children's interest and enjoyment in reading. It will also provide you with more texts that you can access to read with your children whilst you are at home. To complete the reading challenge you need to go to the following website and join:

<https://summerreadingchallenge.org.uk/>

We want as many children to complete the reading challenge as possible. You have till September to complete it. We look forward to hearing all about you completing the challenge in September.

Happy Reading

Mrs Williams  
Deputy Headteacher