



Reading Challenge 2020 – The Library reading challenge has begun! It is all online and easy to sign up just click on this link

<https://summerreadingchallenge.org.uk/>

For more information the letter is on the bottom of this pack!

★ ★ **VIOLET WAY MERITS ARE BACK!** ★ ★

Would you like a merit award? Your teachers are going to pick a child working from home and a child in school to have a merit each week. It could be you! Make sure you are emailing in pictures of your work. Good luck

For more information see letter on the bottom of this pack!

Age range EYFS/ Reception

Dear Reception,

Please find this week's learning. Our new topic is 'At the seaside'. Our key book is 'The night Pirates'. You will find a link to the story below.

Please aim to try and complete 1 maths, reading, phonics and writing activity a day.

If possible, please take part in the Ruth Miskin daily phonics lesson will be a great way of your child learning their phonics.

We have added printable sheets at the bottom of this for those people who wish to use them. **There are 100s of free printable activities related to the seaside on Twinkl.**

If you haven't got access to a printer and would like resources to be printed, please contact your teacher and we can arrange for packs to be made.

Thank you so much to everyone who took the time to email your teacher. We loved seeing all your learning. We'd also love to hear from you any tips on useful websites or learning you have used that other parents would find useful.

Thank you for all your support. We really appreciate all you are doing.

Take care and best wishes from the Reception Team

sa.magill@violetway.org

b.price@violetway.org

d.collins@violetway.org

Maths

(Aim to do 1 per day)

Follow the activities on: White Rose maths -

<https://whiterosemaths.com/homelearning/early-years/>

week 8 – beginning 15th June

Or Other Follow:

This week's theme is – Adding and counting on

Key vocabulary: add, plus, more, bigger, first, then, now

Monday – Can you count on? – You can use a number line or your finger. (sheet below)

11 children on bus and 3 more get on

Can we write the number sentence?

How many are on the bus at the start?

How many MORE get on the bus?

Is it add or take away?

Can you write the number sentence?

$$11 + 3 =$$

Use a number line or fingers to solve the problem.



Tuesday – Can you count on by drawing?

A Pirate has 13 coins and finds another 3.

How many coins does your pirate have first?

How many more coins does her find? – Draw that amount of coins and count on.



(Sheet below to complete)

Wednesday – Practical lesson – Can you count on?

You will need 20 coins.

Adult says I have 5 coins in my pot now.

The children then close their eyes and count on as you add some more (make sure you drop them so they can hear them being added).

How many are in my pot now? – Count to check

Repeat with different number.

Thursday – Can you understand and create word problems.

First there were 6 ships and **then** he found 3 more. **Now** he has ____

$$6 + 3 =$$

Reading

(Aim to do 1 per day)

The Night Pirates - The night pirates -

<https://www.youtube.com/watch?v=KnVP6iBAvHg>

Pirates Stories –

https://central.espresso.co.uk/espresso/primary_uk/subject/module/frontscreen/item1111868/grade1/index.html

Username-student27647

Password-violet

Lighthouse keepers lunch -

<https://www.youtube.com/watch?v=46wCRq50Wwg>

Oxford owl book

You will need to log into oxford owl before you can access the book. It is free.

https://www.oxfordowl.co.uk/api/digital_books/1320.html

Lets go

- Page 12 – How many dogs pull the sled?
- Page 13 – What can lots of people travel on?
- Page 14-15 – What two things can we go up in?
- Page 15 – What goes faster than a jet?

Poems and nursery rhymes - Go to BBC schools radio Nursery Rhymes

<https://www.bbc.co.uk/teach/school-radio/nursery-rhymes-a-to-h-index/z4ddgw>

Find a rhyme/song you can learn and enjoy by heart

Ongoing reading activities

- Read a variety of books at home. Favourites can be repeated. Hearing the patterns of language in a story will support your child's language development.
- Children to read to parents daily.
- <https://www.oxfordowl.co.uk/for-home/find-a-book/library-page/> Oxford Owl has free eBooks to read.
- With your child, look in magazines, newspapers and books for the tricky words they are currently learning. They could use a

Talk about how we use the word problem to write the number sentence – Count on to find the answer – You can draw or use real coins if it helps

(Sheet below – Create your own word problem)

Friday – Can you add by counting on in your head?

11 + 3 =

Put the biggest number in your head and then count on...

11 in your head and count on 3 (3 fingers up)

(sheet below)

Practice these songs everyday before maths

Count forwards to 20 song

<https://www.youtube.com/watch?v=7D4K9oi7oBMC>

Count backwards to 20 song

<https://www.youtube.com/watch?v=ShqXL-zfLxY>

highlighter to highlight in magazines and newspapers.

Writing


(Aim to do 1 per day)

Please remember that in reception children are at very different levels of writing ability. Some will confidently be able to write sentences whilst others will just attempt to write words to go with pictures.

The night pirates -

<https://www.youtube.com/watch?v=KnVP6iBAvHg>

- **Monday** – Phonics focus - See phonics section – Focus on sounds oo oo ar or
- **Tuesday** – Can you write a description of the island? (sheet below)



Describe what you can see on the map.

Can you write a sentence about what you can see on the map? Remember – Think it – Say it – Write it – Check it

- **Wednesday** – Spelling – Can you practice writing these words? Hat, map, ship, peg, leg, patch, flag
Trickier words – Sword, parrot

Phonics

(Aim to do 1 per day)

Take part in daily phonics lesson:

www.ruthmiskin.com/en

Ruth Miskin You Tube – Watch daily phonics lesson 9.30 Set 1 sounds 10.00 set 2 speed sounds. (Children in Miss Gower's, (initial sounds) Mrs Taylor's (green words) and Mrs Collins's (ditty books) phonics group can focus on watching **set 1 sounds**. Children in Mrs Magill's (green books) and Miss Price's (pink books) phonics can watch **set 2 sounds video**.

The sound the weeks are

oo oo or ar

Can you write these words on some flash cards to practice every day,

book look start part for sort horn
poo zoo

Challenge – Ask your adult to say a simple sentence using some of these words. Practice saying the sentence together and then have a go at writing it.

- **Thursday** – Can you make a wanted poster for your pirate?
Draw your pirate and then write a couple of sentences about your pirate below. (sheet below)
- **Friday** – Can you use your best handwriting to write a message in a bottle?
Copy the sentence in your best handwriting.
Remember where to start and finish with each letter.
(Sheet below)

Ongoing writing

- Practice writing the bronze and silver words.
- Practice letter formation.
- Practice writing simple sentences related to topics that your child is interested in.

Can you read this sentence containing this weeks sounds? Can you circle the special friends?

The dog took the fork.

The dog had a poo in the car. ☹️

Printable activities

- Practicing our sounds for the week.
There is a sheet for each sound.
- Read and match sheet

Espresso phonics - FS – Literacy – Phonics - You can take part in a range of games and watch videos in phase 1 and 2.

https://central.espresso.co.uk/espresso/primary_uk/subject/module/sub_modules_index/item72024/graphic/index.html?source=subject-Literacy-F-Literacy-Resource%20types

username-student27647

Password-violet

Phonics play games- username:


march20 password: home

<https://www.phonicsplay.co.uk/>

- Espresso – foundation – phonics – activities – for a range of games

Other

Creative – Can you design your own treasure map?



Talking and listening – Can you describe and explain your map to somebody else?

Understanding the world / creative / funky fingers

- Can you find out about pirates? – Look at the pirate PowerPoint saved onto home learning page.
- Can you create a pirate hat, Telescope or a stained paper message in a bottle?



Music

Charanga – You can find your username and password in your red book.

<https://www.entrustinteractivemusic.co.uk/yumu>

PHSE

Join the National Assembly on Thursday at 11am or any time after on

<https://www.thenational.academy/assembly>

- Identify things we can and can't change – e.g. like growing.

Children identify one thing they want to change by the end of the year and set themselves a change challenge.

Investigation – Can you make a pirate ship that floats and test how many coins it will hold?

Technology

Can you use this simple computer program? Have a look round.

What videos/games can you find?

Espresso – Foundation - Pirates



https://central.espresso.co.uk/espresso/primary_uk/subject/module/frontscreen/item1111868/grade1/index.html

Username-student27647

Password-violet

Can you design your own pirate?



Purple mash

Purple Mash –Role play – add your photo to the pirate and create your own



PE and physical development

- Remember your daily workout! Check out the exercises from Joe Wicks 😊
<https://www.youtube.com/watch?v=d3LPrhI0v-w>
- Espresso – Foundation – Expressive arts – Sing and pretend – Join in our favourite class dances
- Cosmic yoga is also good exercise. Please follow the link
<https://www.youtube.com/user/CosmicKidsYoga>.



Phonics –

Phase 3 Real and Nonsense Words - ar

Can you spot which words are real and which are nonsense below?

Fill in your key with a different colour for real words and nonsense words and then colour in the correct boxes below.

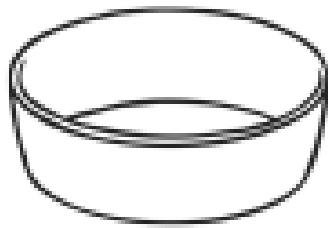
Real Words <input type="checkbox"/>	Nonsense Words <input type="checkbox"/>
-------------------------------------	---

bar	garx	hard	quarsh
car	warl	jar	quarp
bark	barsh	park	darsh
card	carsh	farm	zarsh
cart	yarp	yard	narf

Find and Write the 'or' Words



Write the words and then colour the ones with an 'or' sound in them.



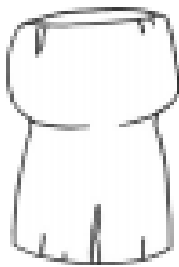
--	--	--



--	--	--



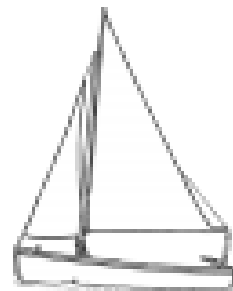
--	--	--




--	--	--



--	--	--



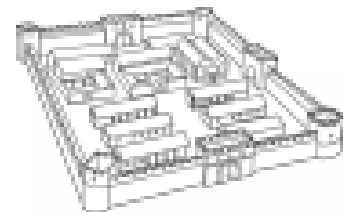
--	--	--



--	--	--




--	--	--



--	--	--

Long oo sound – Read and reveal

m oo n



twinkl.com

p oo l



twinkl.com

c oo l



twinkl.com

t oo l




twinkl.com

f oo d



twinkl.co.uk

r oo f



twinkl.co.uk

f oo l



twinkl.co.uk


b oo t



twinkl.co.uk


Short oo sound – Read and reveal

b oo k



twinkl.co.uk

f oo t




twinkl.co.uk

c oo k




twinkl.co.uk

h oo k




twinkl.co.uk


w oo l



w oo d



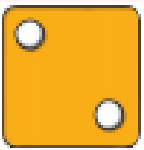
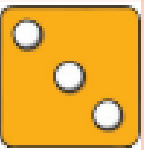

h oo d



l oo k



Phase 3 Roll and Read – Short and Long oo

	too	cook	food	moon	wool
	book	hoof	foot	pool	scoop
	look	roof	woof	wood	mood
	boot	soon	root	cool	hoot
	zoo	good	tools	zoom	broom
	boom	fool	hood	spoon	tooth


Cut the squares out and see how quick you can match the sentences with the picture? Can you beat your time?



jam in the jar

vet at the zoo

boots in a box



**the buzz of
the bees**

**chickens in
the park**

**sing a good
song**

Writing – Tuesday

Can you write a description of this island?

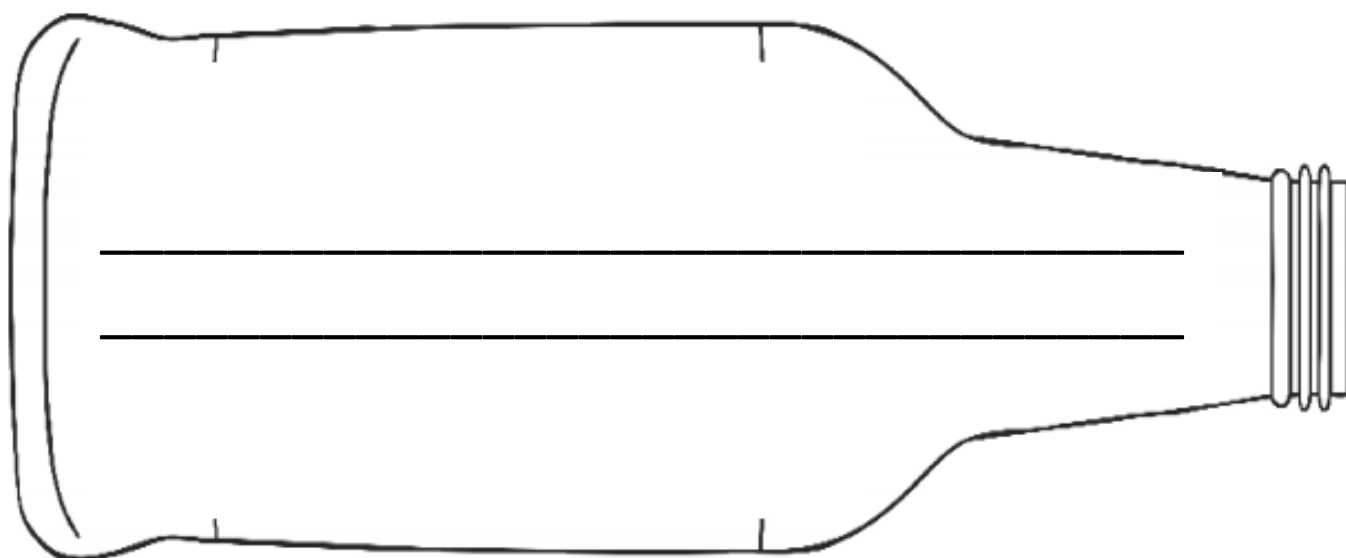
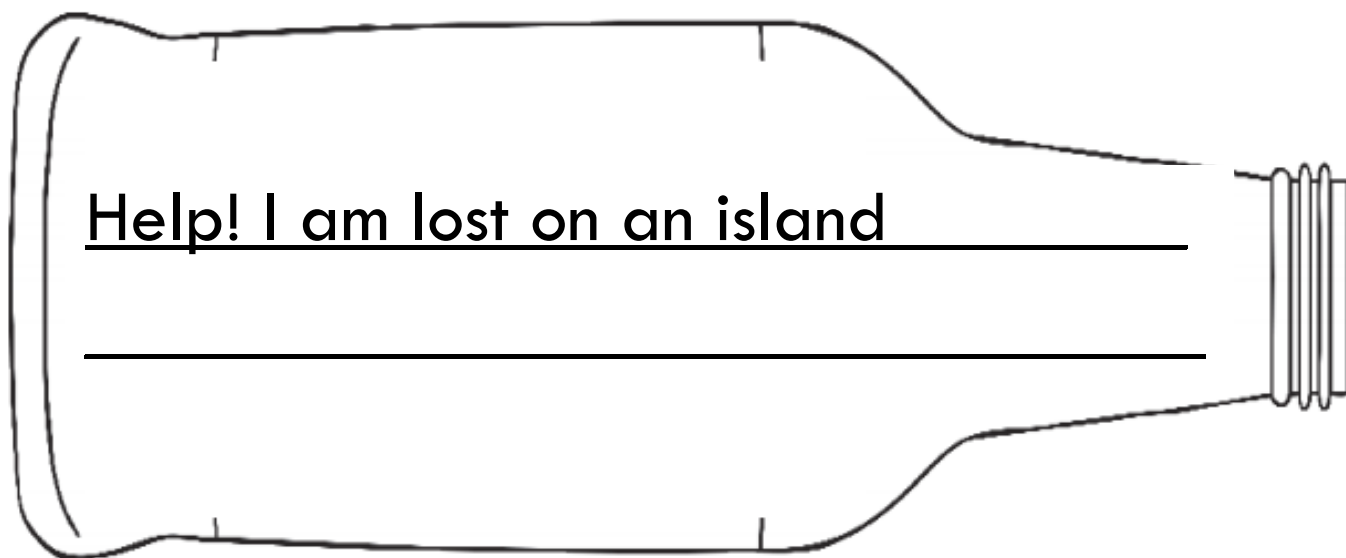


Remember – Think it – Say it – Write it – check it

Writing – Thursday - Can u make a wanted poster?



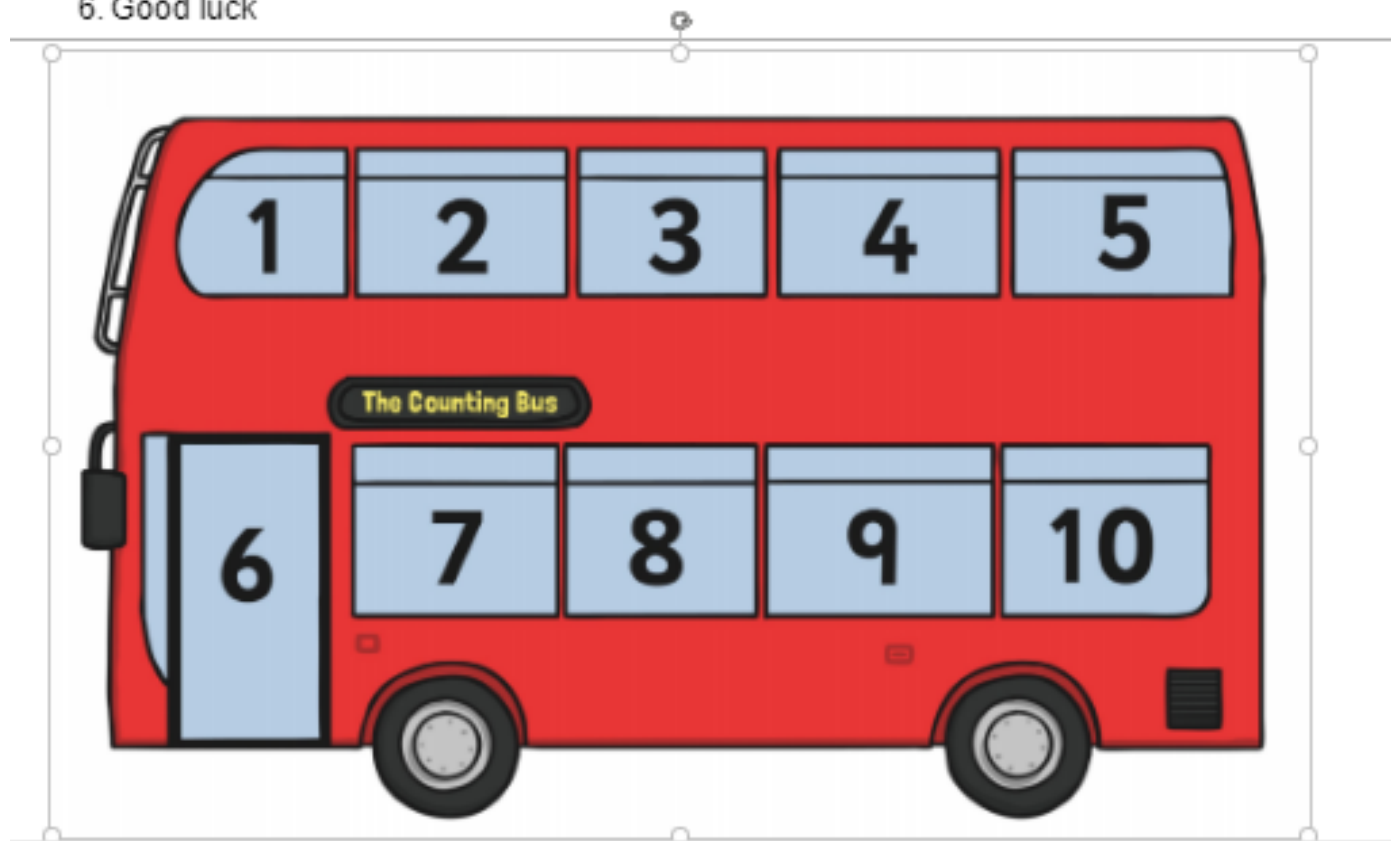
Writing – Friday – Can you use your best handwriting to write a message in a bottle?





Bus Game

Instructions

1. Each player need 2 buses, 20 people and 1 dice. (If you struggle up to 20 just 1 bus and 10 people)
2. Player 1 rolls the dice and puts that amount of people on their bus then the second player does the same thing.
3. The first player rolls again and adds on that amount of people – Make sure you count on from the amount of people you already have on the bus. (Write the number sentences if you are feeling super)
4. The winner is the person who fills the bus first.
5. You cannot overfill the bus therefore if you have 19 people on your bus and throw a 6 that is to many people and you can't move.
6. Good luck








Tuesday – Maths – Counting on by drawing

WB 15/6/20

TBQ – Can you count on from the number of coins in the pirate's chest?


Read the number sentence – Draw the amount of coins the pirate has found and count on from the amount in the chest. How many does he have altogether?

1.



+

Draw 3 coins




12

+

3


=

2.



+

Draw 2 coins



15

+


2

=

3.




+



+



=




Reason it


Pirate Pete had 11 coins in his chest. He took a walk on the beach and found some more. When he added them all together he had 13. How many did he find?



+



+






=



Thursday – Maths – Create your own word problem


[w8 15/05/20

Example



First there were 10 coins. Then Pirate Pete found 3 more. Now there are 13.

TBQ = Can you create your own number story up to 20?



First there were _____ coins. Then Pirate Pete found _____ more. Now there are _____.

Friday – Maths


TBQ – Can you match the number sentences to the correct answers?

Cut out the number sentence and answers. Work out the number sentences and match them to the correct answer. Put the largest number in your head and count on using your fingers, objects or pictures.

$12+2=$	15	18
$11+2$	$16+2=$	13
$13+3=$	14	19
$17+2=$	16	$10+5=$

Pirates

I Spy and Add to 10



Pirates I Spy and Add to 10

Count the number of each type of pirate item needed in the addition number sentence. Write the numbers in the boxes to create and then solve an addition number sentence.



+



=



+



=



+



=



+



=




+

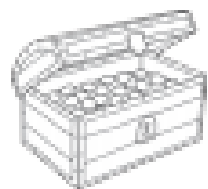


=


Pirates I Spy and Add to 10 Answers

Count the number of each type of pirate item needed in the addition number sentence. Write the numbers in the boxes to create and then solve an addition number sentence.


$$\boxed{8} + \text{ship} \boxed{2} = \boxed{10}$$


$$\boxed{4} + \text{map} \boxed{3} = \boxed{7}$$

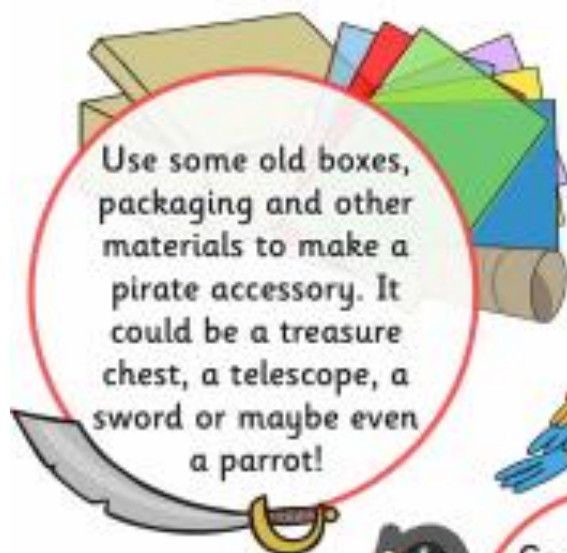

$$\boxed{7} + \text{ship} \boxed{2} = \boxed{9}$$


$$\boxed{5} + \text{map} \boxed{3} = \boxed{8}$$


$$\boxed{9} + \text{pirate} \boxed{1} = \boxed{10}$$

Pirates

Home Learning Challenge



Pete the Pirate hid 7 pieces of gold treasure. He has found 4 pieces of treasure. How many are still missing? You could use your fingers or draw a picture to help you work out the answer.



Can you think of some more words that start with the sound 'p'?



Pirates aren't always very kind to each other. Can you write down some tips to help them be better friends?





VIOLET WAY MERITS ARE BACK!



At Violet Way we are enjoying having some of our children back in school and they are working so hard. Class teachers also know that children at home are working really hard with their home learning from all of the email updates we have been getting.

We would like to celebrate all of the hard work children have been doing both in school and at home by giving out weekly merits. Although we can't celebrate them altogether in our merit assembly we can share our merits on the school website and email merit certificates to the children so they have one to keep.

Each Reception and Year 1 teacher will choose a merit for someone who has been working hard in school in their bubble and a merit for someone who has been doing some brilliant home learning. Year 2 teachers will choose a merit for home learning and for a child from the Year 2 Key Worker bubble.

Please make sure you keep emailing home learning to class teachers so they can see what you have been up to.

We look forward to giving out some merit certificates very soon!

Summer Reading Challenge 2020



Dear Parents

This year's Summer Reading Challenge has launched at the start of June. The Summer Reading Challenge takes place every year during the summer holidays and normally children attend their local library to complete it. This year due to COVID -19 it will take place online. It's free to join and this year the theme is 'The Silly Squad' There are lots of activities on the website linked to the reading challenge to keep the boredom at bay and also to keep the children's interest and enjoyment in reading. It will also provide you with more texts that you can access to read with your children whilst you are at home. To complete the reading challenge you need to go to the following website and join:

<https://summerreadingchallenge.org.uk/>

We want as many children to complete the reading challenge as possible. You have till September to complete it. We look forward to hearing all about you completing the challenge in September.

Happy Reading

Mrs Williams
Deputy Headteacher